



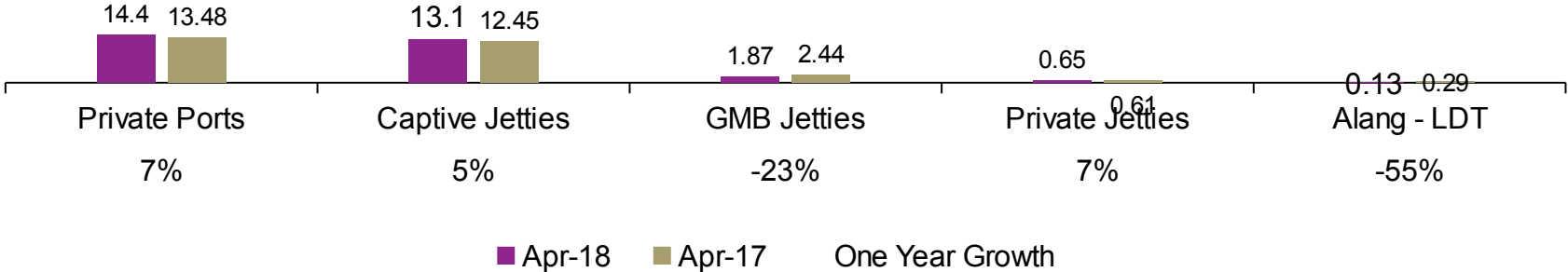
April 2018



GUJARAT MARITIME BOARD
Business Development Department

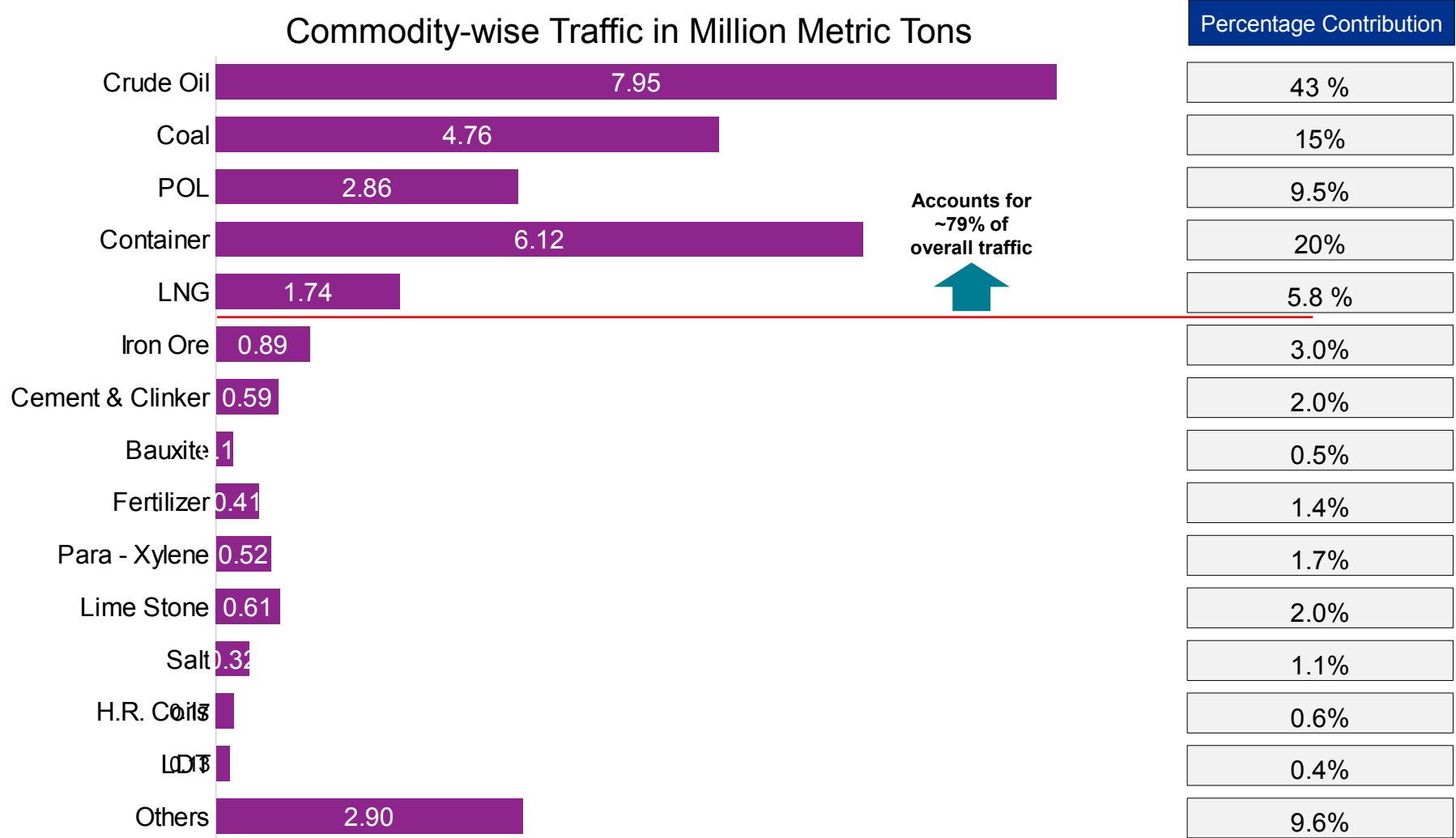
The traffic for the month of April-18 saw an increase of 3.11% compared to the cargo handled during the same period last year

Facility-type-wise Traffic in Million Metric Tons



The GMB ports handled around **30.19 MMT** (Million Metric Tons) of traffic for the month of April-18 of 2018-19, as compared to 29.28 MMT of traffic handled during the same period last year.

Commodity mix for the traffic handled in month of April-18



■ 18-Apr
 Crude Oil, Coal, POL, Containers and LNG were the major commodities handled at GMB Group of ports. Major cargo handing port are Sikka, Mundra, Pipavav, Dahej and Hazira.



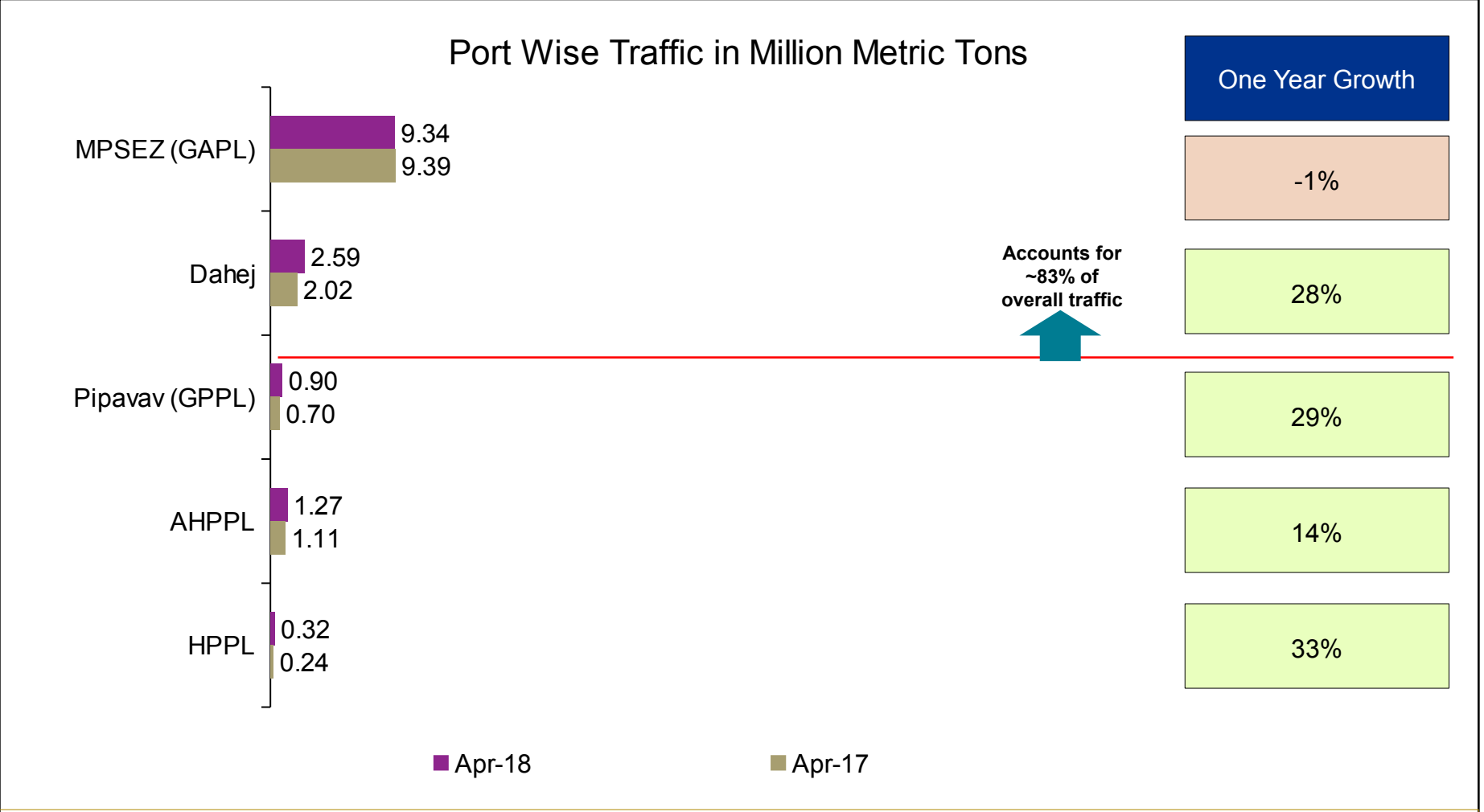
GUJARAT MARITIME BOARD
Business Development Department

Facility wise Traffic for the month of April of FY19

- Private Ports
- Captive Jetties
- GMB Jetties
- Private Jetties

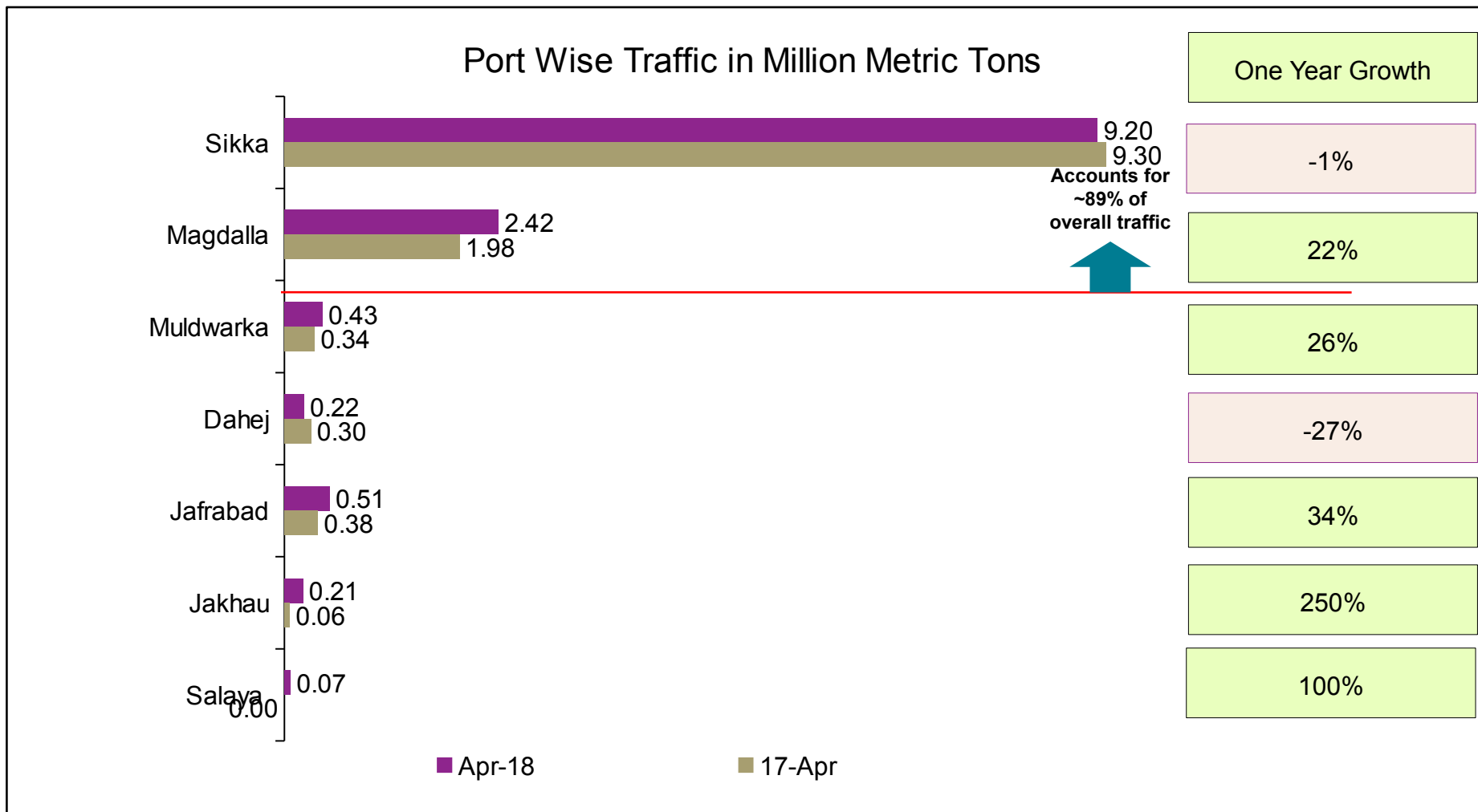


Private Ports handled 14.43 MMT which accounted for about 47.9% of the total traffic registered at non-major ports in Gujarat for the month of April of FY 19



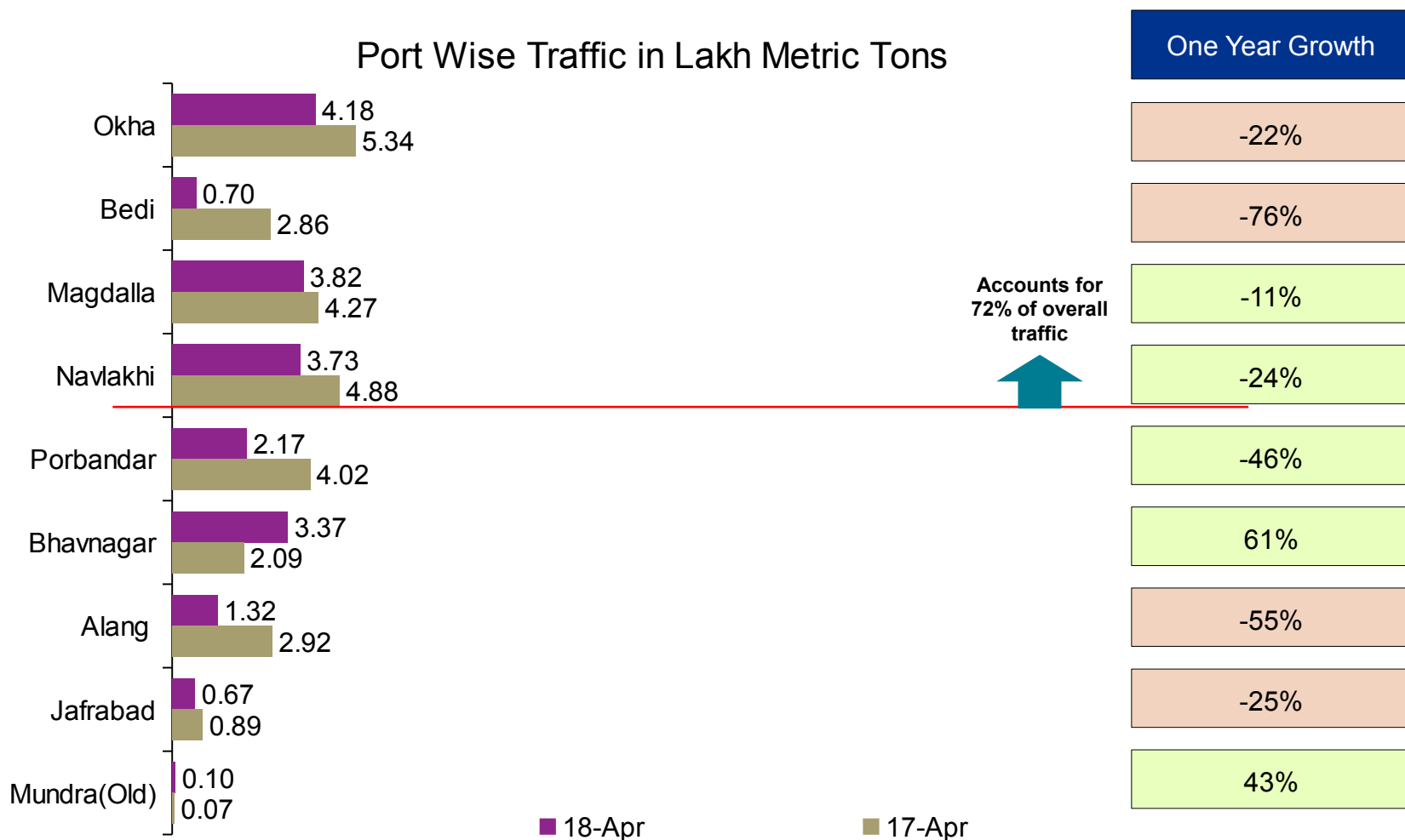
Private Ports handled 13.48 MMT which accounted for about 46.1 % of the total traffic during the same period in 2017-18
 The cargo handled showed a growth of 7.05 % in FY 2018-19 compared to the same period in 2017-18

Captive Jetties handled 13.1 MMT which accounted for about 43.5% of the total traffic registered at non-major ports in Gujarat in in the month of April of FY 19



Captive Jetties handled 12.4 MMT which accounted for about 42.4 % of the total traffic during the same period in 2017-18
 The cargo handled showed a growth of 5.18 % in FY 2018-19 compared to the same period in 2017-18


GMB Operated Jetties (including Alang) handled 2.0 MMT which accounted for about 6.6% of the total traffic registered at non-major ports in Gujarat in the month of April of FY 19



GMB Operated Jetties (including Alang) handled 2.7MMT tons which accounted for about 9.2% of the total traffic during the same period in 2017-18. The cargo handled showed a decline of -26.63 % in FY 19 compared to the same period in FY18

Private Jetties handled 0.65 MMT which accounted for about 2.1 % of the total traffic registered at non-major ports in Gujarat for the month of April of FY 19

Port Wise Traffic in Lakh Metric Tons



Private Jetties handled 0.61 MMT tons which accounted for about 2.0% of the total traffic compared to the same period in 2017-18